

Model IPRR-2D-RC-LR-CL

PROJECT: _____

ITEM NUMBER: _____ QTY: _____

32" PLATE SHELF WITH DOORS

MODELS

REMOTE UNITS

☐ IPRR-1D ☐ IPRR-2D ☐ IPRR-3D

SELF-CONTAINED UNITS

☐ IPRS-1D ☐ IPRS-2D ☐ IPRS-3D

STANDARD FEATURES

- All Heliarc welded construction
- All 18-Gauge, Type 304 stainless steel interior and exterior
- Easy clean 3/8" radius interior corners
- CFC-Free "shot-in-place" insulation
- Door actuated interior light(s)
- One stainless steel wire shelf per section
- Polypropylene breaker strip is foamed-locked in-place
- High compression magnetic vinyl door and gasket
- Heavy duty, self closing hinged door(s) with polished heavy duty door pulls
- Heavy duty stainless steel night cover
- Pre-wired electrical conduit is internally installed within inner and outer walls
- Blower coil with expansion valve, thermostat and solenoid valves (on remote units)
- Self-contained units supplied with compressor compartment with condensing unit, condensate expansion pan, cord and plug
- Patent pending, air cooled pan rail



INFINITY KITCHEN PRODUCTS, INC.

7750 Scout Ave. • Bell Gardens, CA 90201

Toll Free: (866) 349-0005 • Ph: (562) 806-5771 • Fax: (562) 806-6771

infinitystainless.com • customerservice@infinitystainless.com

MODEL CONFIGURATION

Example: **IPRS-2D-RC-LR**

IP - - - -
1 2 3 4

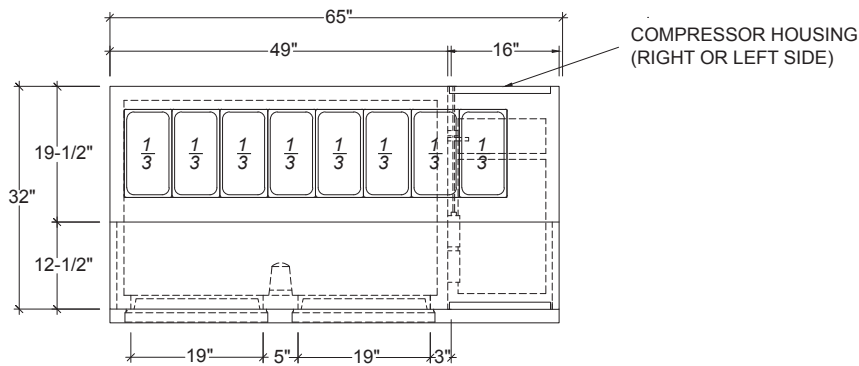
1	RR = Remote RS = Self-Contained
2	1D = One Door (One Section) 2D = Two Door (Two Sections) 3D = Three Door (Three Sections)
3	(On Self-Contained Units) LC = Condensing Compartment on Left Side RC = Condensing Compartment on Right Side
4	(Door Hinged Starting on the Left) L = Left Hinged R = Right Hinged

OPTIONS

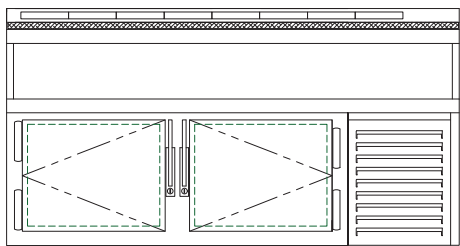
- ☐ **CL** 6" High S/S Adjustable Legs
- ☐ **CS4** 4" Heavy Duty Casters
- ☐ **CS6** 6" Heavy Duty Casters
- ☐ **DT** Dual Temp
- ☐ **F** Freezer
- ☐ **M** Modified - Custom

Proudly Made
in America

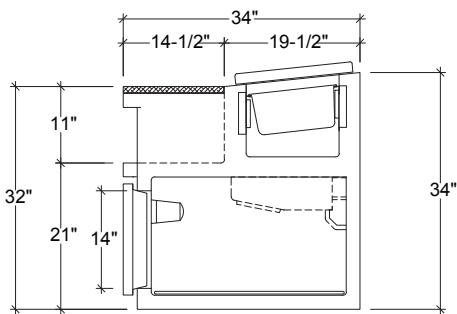
32" PLATE SHELF WITH DOORS



PLAN VIEW



ELEVATION



SECTION

MODEL SHOWN: IPRS-2D-RC-LR

REMOTE UNITS

MODEL	LENGTH	VOLTS	TOTAL AMPS	MIN. CIR. BRACKET	PHASE	MAX CIR. BRACKET	BTU'S	WEIGHT
IPRR-1D	25"	115v	1.7	2.1A	1ph	15A	1187	265
IPRR-2D	49"	115v	3.0	3.8A	1ph	15A	2479	345
IPRR-3D	73"	115v	4.7	6.0A	1ph	15A	3725	400

SELF-CONTAINED UNITS

MODEL	LENGTH	H.P	VOLTS	TOTAL AMPS	MIN. CIR. BRACKET	PHASE	MAX CIR. BRACKET	BTU'S	WEIGHT
IPRS-1D	41"	1/3 HP	115v	8.8	11.0A	1ph	15A	1712	490
IPRS-2D	65"	1/3 HP+	115v	12.3	15.4A	1ph	20A	3000	590
IPRS-3D	89"	1/2 HP	115v	14.7	18.4A	1ph	20A	4250	635

INFINITY KITCHEN PRODUCTS, INC.

7750 Scout Ave. • Bell Gardens, CA 90201
Toll Free: (866) 349-0005 • Ph: (562) 806-5771 • Fax: (562) 806-6771
infinitystainless.com • customerservice@infinitystainless.com

Proudly Made
in America